


PRODUCT DATA SHEET

Model: **PZA11D**
*Packaged Air-Cooled
11 Ton Chiller*



Legacy Chillers, Inc.
851 Tech Drive
Telford, PA 18969
Toll-Free: (877) 988-5464




Side/Front
View

Process
Fluid Outlet

Process
Fluid Inlet

STANDARD ON ALL LEGACY CHILLER MODELS:
Pentra Microsmart, Programmable Logic Controller (PLC)
with HMI Touch Screen Display.



Front View
(Electrical Cabinet Open)

**R454C
Refrigerant**

Standard Features:

- Conforms to UL 60335-2-40:2022 Ed.4
- UL 60335-1:2016 Ed.6
- CSA C22.2 # 60335-1:2016 Ed.2
- CSA 22.2 # 60335-2-40:2022 Ed.4
- **Single point power connection**
- **Pentra Microsmart, Programmable Logic Controller (PLC) with easy to use HMI touch screen display**
- **STAINLESS STEEL**, brazed plate evaporator
- **Scroll** compressor with crankcase heater
- **Suction accumulator**
- Liquid line drier, sight glass, solenoid
- Electronic expansion valve
- Manual high pressure cutout
- **Water flow switch**
- **Hot gas by-pass capacity control**
- **24V control transformer**
- Direct drive condenser fan motor
- Rust resistant, high CFM, aluminum condenser fan blade
- Condenser(s): copper tube/aluminum fin
- Compressor motor contactor
- Condenser motor and control circuit fusing
- **Painted (Powder Coated), galvanized sheet metal cabinet**
- 1/2" insulation on all water and Low pressure refrigerant lines
- Complete refrigerant charge from factory
- **Factory Performance Test prior to shipment**



Options:

- **VFD Compressor Control (Hot Gas Bypass Removed)**
- **Copeland Digital Scroll Compressor (Hot Gas Bypass Removed)**
- **Remote Idec touchscreen control panel**
- **5 Port Ethernet Switch**
- **BacNet Gateway**
- **STAINLESS STEEL Process Pump**
- **Process Pump VFD Controller**
- 4 year extended compressor warranty
- Casters (factory mounted)
- 115 volt (rain tight) service outlet
- Non Fused Disconnect
- Phase/voltage monitor
- Compressor fusing
- Compressor Sound Cover
- Flooded cond. w/receiver/head pressure control (0°F)
- Flooded cond. w/**Heated** receiver/head pressure control (-20°F)
- Pump suction isolation valve(s)
- Water pressure gauge set
- Copper finned condenser coil (coastal protection)
- Coastal powder coat paint protection
- E-Coat Condenser Coil (coastal protection)
- Water Flow Meter
- Auto city water changeover panel with filter
- Stainless steel, SCH80 PVC or Polypropylene piping for deionize and reverse osmosis water systems
- Door Mounted HMI weather proof cover

PRODUCT DATA SHEET

Model: PZA11D
*Packaged Air-Cooled
 11 Ton Chiller*



Legacy Chillers, Inc.
 851 Tech Drive
 Telford, PA 18969
 Toll-Free: (877) 988-5464

Dimensional & Electrical Table (Dual Circuit)

Chiller Model	Nominal BTUH	Length Inches	Width Inches	Height Inches	Power			Compressor Qty.	RLA ea.	LRA ea.	Fan Motor		MCA	MOP	Chiller Fluid Conn.	Weight Pounds
					Voltage	Phase	Freq.				Qty.	FLA ea.				
PZA13DF8	155000	85	40	50	208/230	3	60	2	31.9	224	2	3.8	79	110	1.25 "FPT	985
PZA13DH8					460	3	60		12.6	99		1.5	31	40		
PZA13DI8					575	3	60		10.3	82.4		1.72	27	35		

Capacity Table (Refrigerant R454C)

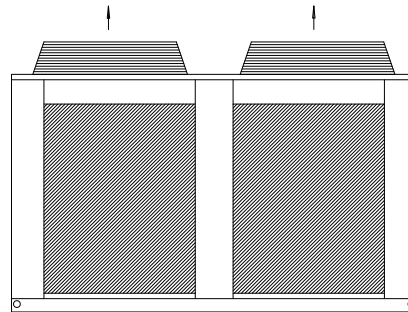
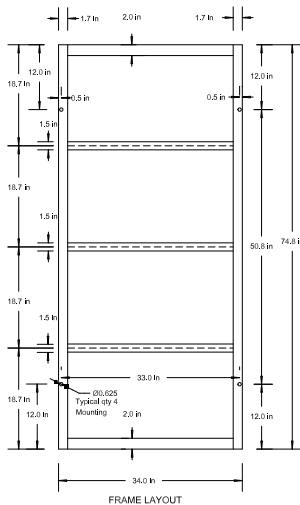
Model	COMPRESSOR	AMB (°F)	80			90			95			100			105		
		LWT (°F)	TONS	KW	EER	TONS	KW	EER	TONS	KW	EER	TONS	KW	EER	TONS	KW	EER
11D	YB40KAE	42	10.6	9.6	13.3	10.0	10.5	11.3	9.6	11.1	10.5	9.3	11.6	9.6	9.0	12.1	8.8
		44	11.1	9.6	13.8	10.4	10.6	11.8	10.1	11.1	10.9	9.7	11.6	10.0	9.4	12.2	9.2
		45	11.3	9.6	14.1	10.6	10.6	12.0	10.3	11.1	11.1	9.9	11.6	10.2	9.6	12.2	9.4
		50	12.5	9.6	15.6	11.8	10.6	13.3	11.4	11.1	12.3	11.0	11.7	11.3	10.6	12.2	10.4

- Capacities on this chart are based on refrigerant R454C. Lower leaving water or low ambient can require the use of a glycol solution or other fluid blends. These solutions affect unit capacities. Please consult the factory on these or other special fluids.
- KW input is for compressor(s) only.
- EER = Energy Efficiency Ratio (BTU/watt-hour). Power inputs include compressor (s), condenser fan motor (s) and control power.




Product Dimensional Drawing

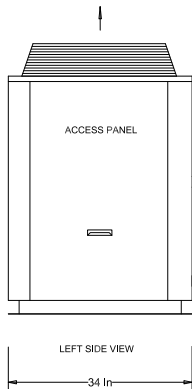
**R454C
 Refrigerant**



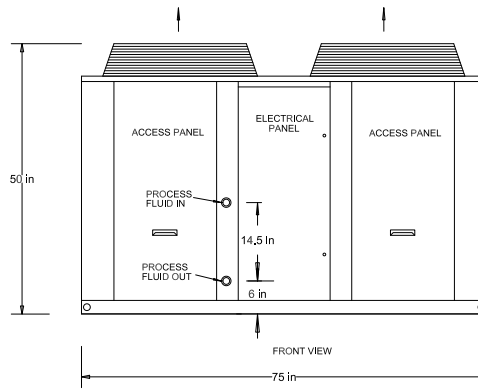
BACK VIEW



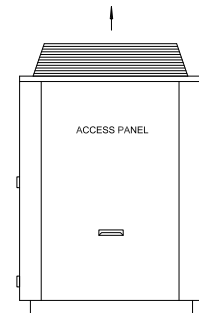
TOP VIEW



LEFT SIDE VIEW



FRONT VIEW



RIGHT SIDE VIEW