

PRODUCT DATA SHEET


Model: **IEZA1S**
Split-System Air-Cooled
1 Ton Chiller



Legacy Chillers, Inc.
851 Tech Drive
Telford, PA 18969
Toll-Free: (877) 988-5464

STANDARD ON ALL LEGACY CHILLER MODELS:
Pentra Microsmart, Programmable Logic Controller (PLC)
with HMI Touch Screen Display.

**Includes (Model OC1S) Outdoor Condenser*



Standard Features:

- **Conforms to UL 60335-2-40:2022 Ed.4**
- UL 60335-1:2016 Ed.6
- CSA C22.2 # 60335-1:2016 Ed.2
- CSA C22.2 # 60335-2-40:2022 Ed.4
- **Single point power connection**
- **Pentra Microsmart, Programmable Logic Controller (PLC) with easy to use HMI touch screen display**
- **STAINLESS STEEL**, brazed plate evaporator
- **Scroll** compressor with crankcase heater
- **Suction accumulator**
- **Water flow switch**
- **Hot gas by-pass capacity control**
- **24V control transformer**
- Direct drive condenser fan motor
- Rust resistant, high CFM, aluminum condenser fan blade
- Condenser(s): copper tube/aluminum fin
- Compressor motor contactor
- Condenser motor and control circuit fusing
- **Painted (Powder Coated), galvanized sheet metal cabinet**
- 1/2" insulation on all water and Low pressure refrigerant lines
- Liquid line drier, sight glass, solenoid
- Electronic expansion valve
- Manual high pressure cutout
- Complete refrigerant charge from factory
- **Factory performance test prior to shipment**



Options:

- **VFD Compressor Control**
- **Process Pump VFD**
- **Remote Idec touchscreen control panel**
- **5 Port Ethernet Switch**
- **BacNet Gateway**
- 4 year extended compressor warranty
- 115 volt (rain tight) service outlet
- Non Fused Disconnect
- Phase Monitor, line voltage monitor offering protection against phase loss/reversal, unbalance and High/Low voltage
- Compressor fusing
- Compressor Sound Cover
- Flooded cond. w/receiver/head pressure control (0°F)
- Heated, flooded cond. w/receiver/head pressure (-20°F)
- Dual process pump with auto changeover
- Pump suction isolation valve
- Water pressure gauge set
- Copper finned condenser coil (coastal protection)
- Coastal powder coat paint protection
- **E-Coat Condenser Coil (coastal protection)**
- Water Flow Meter
- Auto city water changeover panel with filter
- Stainless steel, SCH80 PVC or Polypropylene piping for deionize and reverse osmosis water systems
- Door Mounted HMI weather proof cover

PRODUCT DATA SHEET

Model: IEZA1S
Split-System Air-Cooled
1 Ton Chiller



Legacy Chillers, Inc.
 851 Tech Drive
 Telford, PA 18969
 Toll-Free: (877) 988-5464

Dimensional & Electrical Table (Single Circuit)

Chiller Model	Nominal BTUH	Length Inches	Width Inches	Height Inches	Power			Compressor Qty.	RLA ea.	LRA ea.	Fan Motor		MCA	M.O.P.	Chiller Fluid Conn	Weight Pounds	Condenser Model
					Voltage	Phase	Freq.				Qty.	FLA ea.					
IEZA1SE8	11700	44	28	36	208/23	1	60	1	7.2	47.2	3.8	13	20	1 "FPT	225	OC1S	
IEZA1SF8					208/23	3	60		4.7	37.8	3.8	10	15				
IEZA1SH8					460	3	60		3	19.6	1.5	5	15				

OC1S (Outdoor Condenser Specs)

Condenser Model	Length Inches	Width Inches	Height Inches	Fan Motor		Refrigerant Connections		Weight / lbs.
				Qty.	HP	Discharge	Liquid	
OC1S	36	34	47	1	1/2	1/2"	3/8"	125

Capacity Table (Refrigerant R454C)

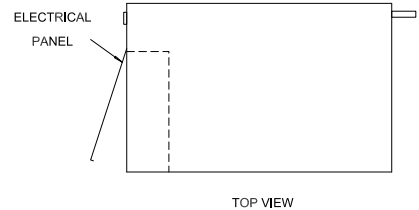
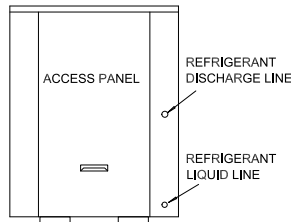
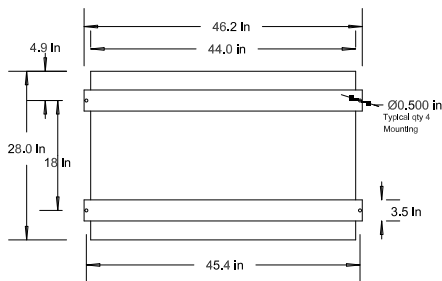
Model	COMPRESSOR	AMB (°F)	80			90			95			100			105		
			LWT (°F)	TONS	KW	EER	TONS	KW	EER	TONS	KW	EER	TONS	KW	EER	TONS	KW
1S	YB08KAE	42	1.0	1.7	7.1	0.9	1.8	6.2	0.9	1.9	5.8	0.9	2.0	5.4	0.8	2.0	5.0
		44	1.1	1.7	7.4	1.0	1.8	6.5	1.0	1.9	6.0	0.9	2.0	5.6	0.9	2.0	5.2
		45	1.1	1.7	7.5	1.0	1.8	6.6	1.0	1.9	6.2	0.9	2.0	5.7	0.9	2.0	5.3
		50	1.2	1.7	8.4	1.1	1.8	7.3	1.1	1.9	6.8	1.1	2.0	6.4	1.0	2.1	5.9

- Capacities on this chart are based on refrigerant R454C. Lower leaving water or low ambient can require the use of a glycol solution or other fluid blends. These solutions affect unit capacities. Please consult the factory on these or other special fluids.
- KW input is for compressor(s) only.
- EER = Energy Efficiency Ratio (BTU/watt-hour). Power inputs include compressor (s), condenser fan motor (s) and control power.



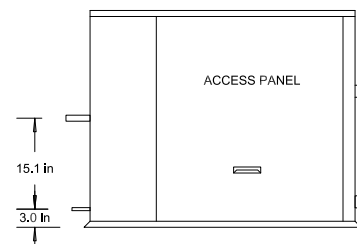
Product Dimensional Drawing

R454C Refrigerant

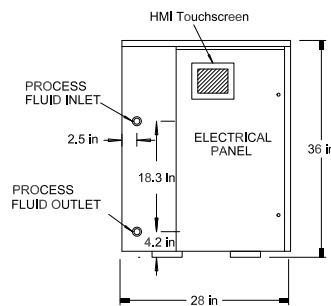


BACK VIEW

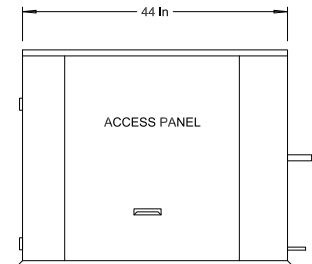
TOP VIEW



LEFT SIDE VIEW



FRONT VIEW



RIGHT SIDE VIEW