

# PRODUCT DATA SHEET

Model: IEZA8S


Split-System Air-Cooled  
8 Ton Chiller



Legacy Chillers, Inc.

851 Tech Drive  
Telford, PA 18969

Toll-Free: (877) 988-5464



**STANDARD ON ALL LEGACY CHILLER MODELS:**  
Pentra Microsmart, Programmable Logic Controller (PLC)  
with HMI Touch Screen Display.

Idec Microprocessor Controller

Process  
Fluid In

Process  
Fluid Out

Front View

Touch Screen  
Display

View Showing Opened  
Electrical Panel

Front/Side View

*\*Includes (Model OC8S) Outdoor Condenser*

## **Standard Features:**

- ETL listed to UL1995 & CAN/CSA C22.2 No. 236-11, 4th edition, 10/14/2011
- Single point power connection
- Pentra Microsmart, Programmable Logic Controller (PLC) with easy to use HMI touch screen display
- STAINLESS STEEL, brazed plate evaporator
- Scroll compressor with crankcase heater
- Suction accumulator
- Water flow switch
- Hot gas by-pass capacity control
- 24V control transformer
- Direct drive condenser fan motor
- Rust resistant, high CFM, aluminum condenser fan blade
- Condenser(s): copper tube/aluminum fin
- Compressor motor contactor
- Condenser motor and control circuit fusing
- Painted (Powder Coated), galvanized sheet metal cabinet
- 1/2" insulation on all water and Low pressure refrigerant lines
- Liquid line drier, sight glass, solenoid, TXV
- Complete refrigerant charge from factory
- Factory Performance Test prior to shipment

**Easy to Use  
Touch Screen Display  
on all Legacy Chiller  
Models**



## **Options:**

- Remote Idec touchscreen control panel
- Industrial VPN Router
- 5 Port Ethernet Switch
- BacNet Gateway
- Process Pump VFD Controller
- VFD Compressor Control
- 4 year extended compressor warranty
- Casters (factory mounted)
- 115 volt (rain tight) service outlet
- Non Fused Disconnect
- Phase Monitor, line voltage monitor offering protection against phase loss/reversal, unbalance and High/Low voltage
- Compressor fusing
- Compressor Sound Cover
- Flooded cond. w/receiver/head pressure control (0°F)
- Heated, flooded cond. w/receiver/head pressure Water flow meter control (-20°F)
- Dual process pump with auto changeover
- Pump suction isolation valve
- Water pressure gauge set
- Copper finned condenser coil (coastal protection)
- Coastal powder coat paint protection
- E-Coat Condenser Coil (coastal protection)
- Water Flow Meter
- Auto city water changeover panel with filter
- Stainless steel, SCH80 PVC or Polypropylene piping for deionize and reverse osmosis water systems
- Door Mounted HMI with weather proof cover

# PRODUCT DATA SHEET

Model: IEZA8S

Split-System Air-Cooled  
8 Ton Chiller



Legacy Chillers, Inc.

851 Tech Drive  
Telford, PA 18969

Toll-Free: (877) 988-5464

## Dimensional & Electrical Table (Single Circuit)

Chiller Models	Length Inches	Width Inches	Height Inches	Power			Compressor		RLA ea.	LRA ea.	Fan Motor		MCA	M.O.P	Chiller Fluid Conn.	Weight LBS.	Condenser Selection
				Voltage	Phase	Freq.	Qty.	HP			Qty.	FLA.					
IEZA8SF5	44	28	36	208/230V	3	60Hz	1	9	30.1	225	2	3.8	50	1.25" FPT	725	OC8S	
IEZA8SH5				460V	3	60Hz			15.5	114		1.5	25				35
IEZA8SI5				575V	3	60Hz			12.1	80		1.72	25				30

## OC8S (Outdoor Condenser Specs)

Condenser Model	Length Inches	Width Inches	Height Inches	Fan Motor		Refrigerant Connections		Weight / lbs.
				Qty.	HP	Discharge	Liquid	
OC8S	75	34	47	2	1/2	7/8"	5/8"	355

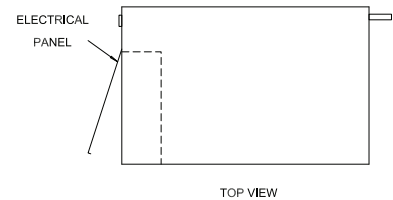
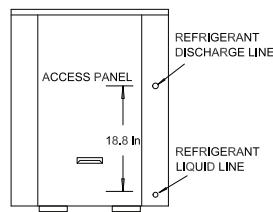
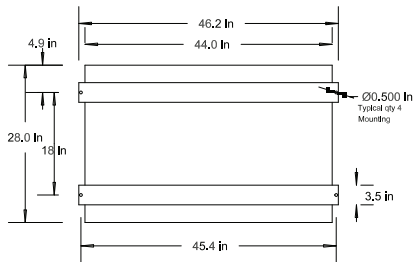
## Capacity Table (Refrigerant R407C)

Model	Compressor	LWT °F	80°F			90°F			95°F			100°F			105°F		
			TONS	KW	EER	TONS	KW	EER	TONS	KW	EER	TONS	KW	EER	TONS	KW	EER
8S	ZB66KCE	42.0	7.9	7.1	10.9	7.5	7.8	9.7	7.3	8.2	9.1	7.2	8.6	8.5	7.0	9.0	8.0
		44.0	8.1	7.2	11.2	7.8	7.9	9.9	7.6	8.3	9.3	7.4	8.6	8.8	7.3	9.1	8.2
		45.0	8.3	7.2	11.4	7.9	7.9	10.1	7.8	8.3	9.5	7.6	8.7	8.9	7.4	9.1	8.4
		50.0	8.9	7.4	12.0	8.6	8.1	10.7	8.4	8.5	10.1	8.3	8.8	9.6	8.1	9.3	8.9

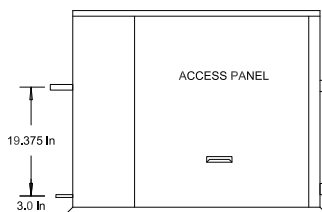
- Capacities on this chart are based on refrigerant R407C. Lower leaving water or low ambient can require the use of a glycol solution or other fluid blends. These solutions affect unit capacities. Please consult the factory on these or other special fluids.
- KW input is for compressor(s) only.
- EER = Energy Efficiency Ratio (BTU/watt-hour). Power inputs include compressor (s), condenser fan motor (s) and control power.



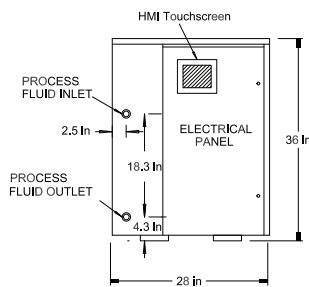
## Product Dimensional Drawing



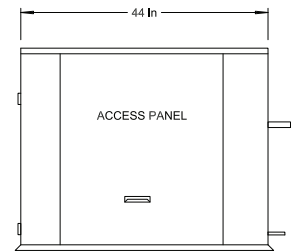
BACK VIEW



LEFT SIDE VIEW



FRONT VIEW



RIGHT SIDE VIEW