

PRODUCT DATA SHEET

Model: IEZA13D
Split-System Air-Cooled
13 Ton Chiller



Legacy Chillers, Inc.
851 Tech Drive
Telford, PA 18969
Toll-Free: (877) 988-5464

STANDARD ON ALL LEGACY CHILLER MODELS:
Pentra Microsmart, Programmable Logic Controller (PLC)
with HMI Touch Screen Display.



**Includes (Model OC13D) Outdoor Condenser*

Standard Features:

- ETL listed to UL1995 & CAN/CSA C22.2 No. 236-11, 4th edition, 10/14/2011
- Single point power connection
- Pentra Microsmart, Programmable Logic Controller (PLC) with easy to use HMI touch screen display
- STAINLESS STEEL, brazed plate evaporator
- Scroll compressor with crankcase heater
- Suction accumulator
- Water flow switch
- Hot gas by-pass capacity control
- 24V control transformer
- Direct drive condenser fan motor
- Rust resistant, high CFM, aluminum condenser fan blade
- Condenser(s): copper tube/aluminum fin
- Compressor motor contactor
- Condenser motor and control circuit fusing
- Painted (Powder Coated), galvanized sheet metal cabinet
- 1/2" insulation on all water and Low pressure refrigerant lines
- Liquid line drier, sight glass, solenoid, TXV
- Complete refrigerant charge from factory
- Factory Performance Test prior to shipment

Options:

- Remote Idec touchscreen control panel
- Industrial VPN Router
- 5 Port Ethernet Switch
- BacNet Gateway
- Process Pump VFD Controller
- VFD Compressor Control on primary compressor
- 4 year extended compressor warranty
- Casters (factory mounted)
- 115 volt (rain tight) service outlet
- Non Fused Disconnect
- Phase Monitor, line voltage monitor offering protection against phase loss/reversal, unbalance and High/Low voltage
- Compressor fusing
- Compressor Sound Cover
- Flooded cond. w/receiver/head pressure control (0°F)
- Heated, flooded cond. w/receiver/head pressure Water flow meter control (-20°F)
- Pump suction isolation valve
- Water pressure gauge set
- Copper finned condenser coil (coastal protection)
- Coastal powder coat paint protection
- E-Coat Condenser Coil (coastal protection)
- Water Flow Meter
- Auto city water make up solenoid & auto level switch
- Auto city water changeover panel with filter
- Stainless steel, SCH80 PVC or Polypropylene piping for deionize and reverse osmosis water systems
- Door Mounted HMI with weather proof cover

**Easy to Use
Touch Screen Display
on all Legacy Chiller
Models**



PRODUCT DATA SHEET

Model: IEZA13D
Split-System Air-Cooled
13 Ton Chiller



Legacy Chillers, Inc.
851 Tech Drive
Telford, PA 18969
Toll-Free: (877) 988-5464

Dimensional & Electrical Table (Dual Circuit)

| Chiller Models | Length Inches | Width Inches | Height Inches | Power | | | Compressor | | RLA ea. | LRA ea. | Fan Motor | | MCA | M.O.P | Chiller Fluid Conn. | Weight LBS. | Condenser Selection |
|----------------|---------------|--------------|---------------|----------|-------|-------|------------|----|---------|---------|-----------|------|-----|-------|---------------------|-------------|---------------------|
| | | | | Voltage | Phase | Freq. | Qty. | HP | | | Qty. | FLA. | | | | | |
| IEZA13DF5 | 65 | 30 | 37 | 208/230V | 3 | 60Hz | 2 | 8 | 28.8 | 195 | 2 | 3.8 | 80 | 100 | 1.25" FPT | 1400 | OC13D |
| IEZA13DH5 | | | | 460V | 3 | 60Hz | | | 14.7 | 95 | | 1.5 | 40 | 50 | | | |
| IEZA13DI5 | | | | 575V | 3 | 60Hz | | | 10.8 | 80 | | 1.72 | 30 | 35 | | | |

OC13D (Outdoor Condenser Specs)

| Condenser Model | Length Inches | Width Inches | Height Inches | Fan Motor | | Refrigerant Connections | | Weight / lbs. |
|-----------------|---------------|--------------|---------------|-----------|-----|-------------------------|----------|---------------|
| | | | | Qty. | HP | Discharge | Liquid | |
| OC13D | 85 | 40 | 47 | 2 | 1/2 | 7/8" (2) | 1/2" (2) | 745 |

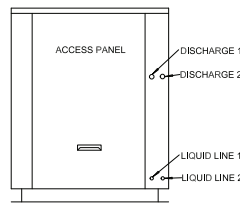
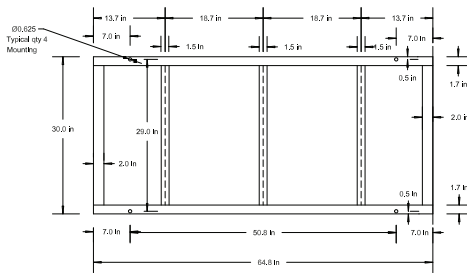
Capacity Table (Refrigerant R407C)

| Model | Compressor | LWT °F | 80°F | | | 90°F | | | 95°F | | | 100°F | | | 105°F | | |
|-------|------------|--------|------|------|------|------|------|------|------|------|------|-------|------|------|-------|------|-----|
| | | | TONS | KW | EER | TONS | KW | EER | TONS | KW | EER | TONS | KW | EER | TONS | KW | EER |
| 13D | ZS58KAE | 42.0 | 13.9 | 11.8 | 12.5 | 13.2 | 13.1 | 10.8 | 12.9 | 13.8 | 10.1 | 12.6 | 14.5 | 9.4 | 12.3 | 15.3 | 8.7 |
| | | 44.0 | 14.4 | 11.9 | 12.8 | 13.7 | 13.2 | 11.2 | 13.4 | 13.9 | 10.4 | 13.1 | 14.6 | 9.7 | 12.8 | 15.4 | 9.0 |
| | | 45.0 | 14.6 | 12.0 | 13.0 | 14.0 | 13.3 | 11.3 | 13.7 | 14.0 | 10.6 | 13.3 | 14.7 | 9.8 | 13.0 | 15.5 | 9.2 |
| | | 50.0 | 15.7 | 12.3 | 13.7 | 15.2 | 13.6 | 12.0 | 14.7 | 14.3 | 11.2 | 14.4 | 15.0 | 10.5 | 14.0 | 15.8 | 9.8 |

- Capacities on this chart are based on refrigerant R407C. Lower leaving water or low ambient can require the use of a glycol solution or other fluid blends. These solutions affect unit capacities. Please consult the factory on these or other special fluids.
- KW input is for compressor(s) only.
- EER = Energy Efficiency Ratio (BTU/watt-hour). Power inputs include compressor (s), condenser fan motor (s) and control power.

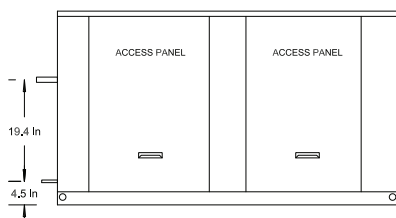


Product Dimensional Drawing

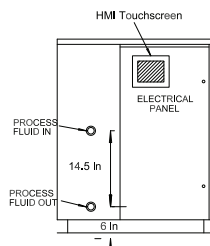


BACK VIEW

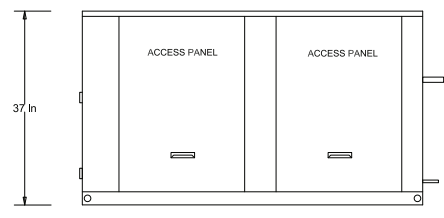
TOP VIEW



LEFT SIDE VIEW



FRONT VIEW



RIGHT SIDE VIEW